




Algas-SDI™

...Innovative liquid vaporizing and gas mixing solutions

ISO 9001
Certified

Azeovaire

Circulating Hot Water Vaporizer; Models: A160W through A4400W



- *100% turndown capability.*
- *Both LPG and hot water fabrication are stamped in accordance with ASME.*
- *Explosion Proof configuration meets Class I, Division 1, Group D as defined by NFPA pamphlet 70.*
- *Factory Mutual (FM) approved.*
- *Two safety devices to ensure dry superheated vapor.*
- *Bayonet style tubes allow stress-free expansion unlike other designs.*
- *Fully insulated for maximum thermal efficiency.*
- *Ready to connect to plant facilities.*
- *Strainer included.*
- *Stainless steel outer heat exchanger tubes standard.*

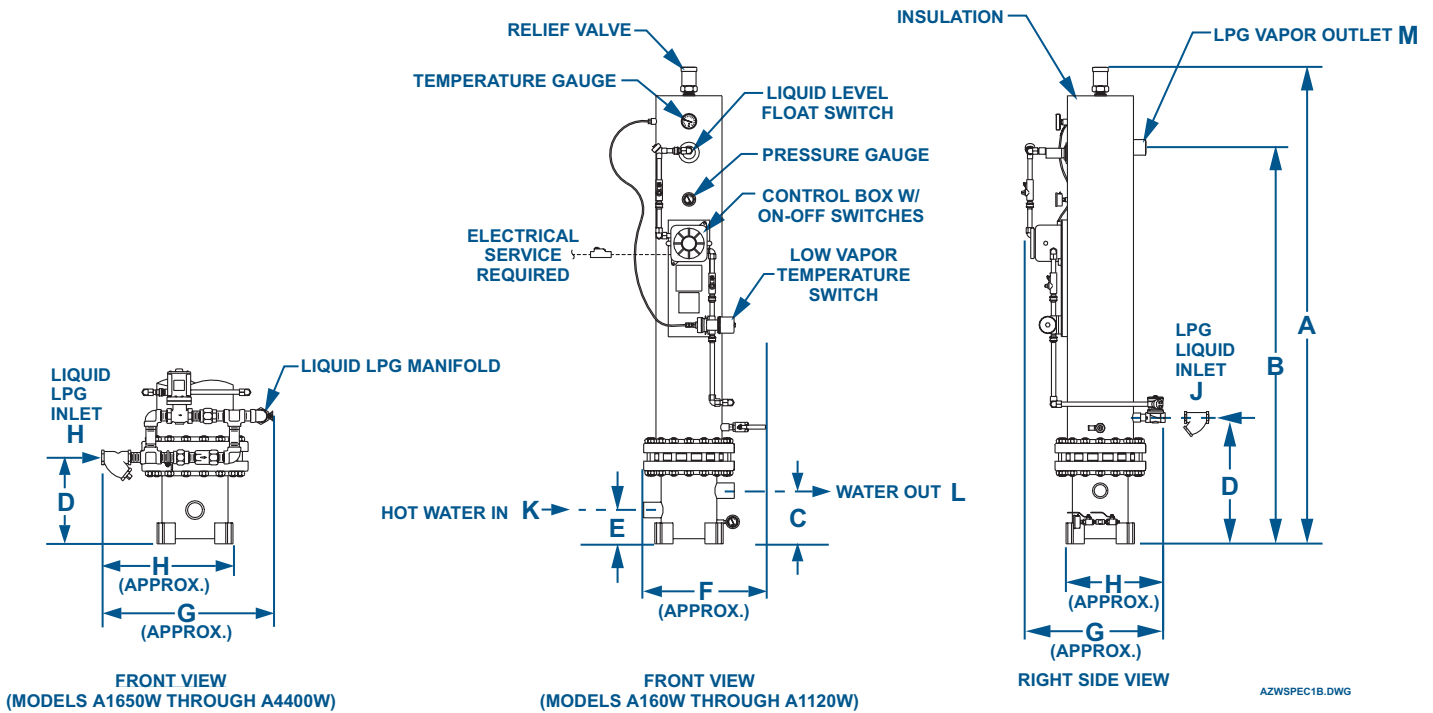
Specifications

	MODEL	A160W	A320W	A480W	A640W	A800W	A960W	A1120W	A1650W	A2200W	A3300W	A4400W	
Vaporization Capacity	kg/hr	305	610	920	1,230	1,535	1,840	2,150	3,170	4,200	6,300	8,450	
	Million BTU/hr	15	29	44	58	73	87	102	150	200	300	400	
	Million kcal/hr	3.7	7	11	15	18	22	26	38	50	76	101	
Nominal Capacity	US Gallon/hr	160	320	480	640	800	960	1,120	1,650	2,200	3,300	4,400	
Heat Exchanger Surface Area	ft ²	8.0	16.0	23.0	31.0	39.0	50.0	58.0	83.0	110.0	167.0	267.0	
	m ²	.75	1.5	2.1	2.9	3.6	4.6	5.5	7.7	10.2	15.5	20.5	
Shipping Weight	lbs	500	600	700	750	825	900	1,000	1,500	2,000	2,800	3,100	
	kg	227	272	318	340	375	409	454	681	909	1,273	1,409	
Water Requirements	GPM	18	35	55	75	90	110	125	190	250	375	500	
	LPM	68	132	208	284	340	415	475	720	950	1,420	1,895	
	°F	194	194	194	194	194	194	194	194	194	194	194	
	°C	90	90	90	90	90	90	90	90	90	90	90	
Heat Exchanger Design Pressure	psig	250	250	250	250	250	250	250	250	250	250	250	
	kg/cm ²	17.6	17.6	17.6	17.6	17.6	17.6	17.6	17.6	17.6	17.6	17.6	
Heat Exchanger Test Pressure	psig	375	375	375	375	375	375	375	375	375	375	375	
	kg/cm ²	26.3	26.3	26.3	26.3	26.3	26.3	26.3	26.3	26.3	26.3	26.3	
Electrical	Voltage, 1 PH	←					110/50Hz	220/50Hz	→				
	Frequency						110/60Hz	208-240/60Hz					
Relief Valve Set Point	psig	250	250	250	250	250	250	250	250	250	250	250	
	kg/cm ²	17.6	17.6	17.6	17.6	17.6	17.6	17.6	17.6	17.6	17.6	17.6	

Features

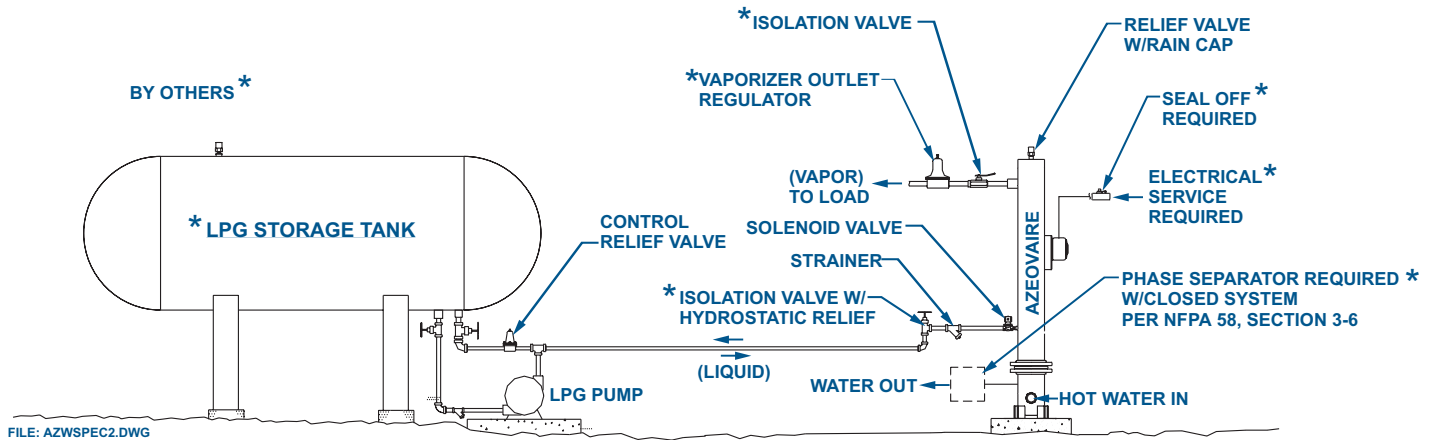
- LPG pressure vessel is fabricated in accordance with ASME Pressure Vessel Code, Section VIII, Division 1.
- LPG pressure vessel rating: 250 PSIG at 650° F (17.6 Kg/Cm² at 343° C).
- U.L. stamped external relief valve: 250 PSIG (17.6 Kg/Cm²).
- Factory Mutual (FM) approved.
- All wiring, controls, electrical components and their installation comply with recognized code standards defined in NFPA pamphlet 58 and NFPA pamphlet 70.
- Explosion Proof configuration meets Class I, Division 1, Group D as defined by NFPA pamphlet 70.
- 100% turndown capability.
- Pressure balanced LPG supply/delivery operation.
- Fully insulated.
- Two safety devices to prevent liquid carryover - low vapor temperature switch and high liquid level switch.
- Inlet safety solenoid valve.
- All exposed metal surfaces are mechanically cleaned, primed and painted.
- Complete with all operating and safety controls. Ready to connect to plant facilities.
- Factory tested and packaged.

Dimensions



MODEL	A	B	C	D	E	F	G	H	J	K	L	M
A160W	88" 2235 mm	75 3/4" 1924 mm	10 1/4" 260 mm	23 3/4" 603 mm	6 1/2" 165 mm	20" 508 mm	23" 584 mm	14 1/2" 368 mm	3/4" FNPT	2" FNPT	2" FNPT	1" FNPT
A320W	88" 2235 mm	75 3/4" 1924 mm	10 1/4" 260 mm	23 3/4" 603 mm	6 1/2" 165 mm	20" 508 mm	23" 584 mm	14 1/2" 368 mm	3/4" FNPT	2" FNPT	2" FNPT	2" FNPT
A480W	88 1/2" 2248 mm	76" 1930 mm	10 1/4" 260 mm	24" 610 mm	6 1/2" 165 mm	21 1/2" 546 mm	25" 635 mm	16 1/2" 419 mm	3/4" FNPT	2" FNPT	2" FNPT	2" FNPT
A640W	88 1/2" 2248 mm	76" 1930 mm	10 1/4" 260 mm	24" 610 mm	6 1/2" 165 mm	21 1/2" 546 mm	25" 635 mm	16 1/2" 419 mm	3/4" FNPT	2" FNPT	2" FNPT	2" FNPT
A800W	88 1/2" 2248 mm	76" 1930 mm	10 1/4" 260 mm	24" 610 mm	6 1/2" 165 mm	21 1/2" 546 mm	25 1/2" 648 mm	17" 432 mm	1" FNPT	2" FNPT	2" FNPT	2" FNPT
A960W	92" 2337 mm	76 1/2" 1943 mm	10 1/4" 260 mm	24 1/4" 616 mm	6 1/2" 165 mm	23 1/2" 597 mm	27 1/2" 698 mm	19" 483 mm	1" FNPT	2" FNPT	2" FNPT	2" FNPT
A1120W	92" 2337 mm	76 1/2" 1943 mm	10 1/4" 260 mm	24 1/4" 616 mm	6 1/2" 165 mm	23 1/2" 597 mm	27 1/2" 698 mm	19" 483 mm	1" FNPT	2" FNPT	2" FNPT	2" FNPT
A1650W	93 1/4" 2369 mm	76 1/2" 1943 mm	10 9/16" 268 mm	16 1/2" 419 mm	6 1/2" 165 mm	32 1/2" 826 mm	33" 838 mm	25 1/2" 648 mm	1 1/2" FNPT	2" FNPT	2" FNPT	2" FNPT
A2200W	109 1/4" 2775 mm	84" 2134 mm	13 7/8" 352 mm	24" 610 mm	9" 228 mm	38 3/4" 984 mm	33" 838 mm	26" 660	1 1/2" FNPT	3" 150# FLG	3" 150# FLG	2 1/2" FNPT
A3300W	111" 2819 mm	84 1/4" 2140 mm	14 1/4" 362 mm	24" 610 mm	9" 228 mm	40" 1016 mm	37" 940 mm	27" 686 mm	2" FNPT	4" 150# FLG	4" 150# FLG	3" 300# FLG
A4400W	113 1/4" 2877 mm	85 1/4" 2165 mm	14 1/4" 362 mm	24 1/4" 362 mm	9" 228 mm	40 3/4" 1035 mm	37" 940 mm	28" 711 mm	2" FNPT	4" 150# FLG	4" 150# FLG	4" 300# FLG

For Models A5500W and larger: Please request a dimensional drawing from ASDI Engineering Department



Note: No check valves in the propane liquid line; liquid must be able to flow both directions.

AZEOVAIRE® is a registered U.S. trademark of Algas-SDI



ISO 9001
Certified

...Innovative liquid vaporizing and gas mixing solutions

Home Office:

1140 NW 46th Street
PO Box 70498
Seattle, Washington 98107 USA

Tel: 206.789.5410
Fax: 206.789.5414

e-mail: sales@algas-sdi.com
internet: www.algas-sdi.com

Beijing Office:

Room A1007 Huibin Office Building
No. 8 Beichen Dong St.
Chaoyang District, Beijing 100101, P.R.C.

Tel: 86.10.64969593, 64993818
Fax: 86.10.64969592, 64993817

e-mail: algasbj@public.east.cn.net

Mexico Office:

Bosque de Alisos number 47-A 5 Piso
Col. Bosques de las Lomas
Mexico D.F. 05120

Tel: 52.5261.8100
Fax: 52.5259.8085

e-mail: algas-sdi@cft.com.mx

Your ASDI distributor:



Form AW0401